


**Summary Institution-Level Pass Rate Data: Traditional Teacher Preparation Program Within IHE**


		<b>HEOA - Title II 2021 - 2022 Academic Year</b>				
<b>Institution Name</b>		Chatham University				
<b>Institution Code</b>		2081				
<b>State</b>		Pennsylvania				
						<i>April 5, 2023</i>
				<b>Statewide</b>		
<b>Group</b>	<b>Number Taking Assessment<sup>1</sup></b>	<b>Number Passing Assessment<sup>2</sup></b>	<b>Institutional Pass Rate</b>	<b>Number Taking Assessment<sup>1</sup></b>	<b>Number Passing Assessment<sup>2</sup></b>	<b>Statewide Pass Rate</b>
All program completers, 2021-22	5			5121	3490	68%
All program completers, 2020-21	13	8	62%	4801	3389	71%
All program completers, 2019-20	19	14	74%	4782	3325	70%

Note: In cases where there are less than ten students taking the assessment or license/certificate, the number passing and pass rate are not reported.

<sup>1</sup> Number of completers taking one or more assessments within their area of specialization.

<sup>2</sup> Summary level "Number Taking Assessment" may differ from assessment level "Number Taking Assessment" because each student is counted once at the summary level but may be counted in multiple assessments at the assessment level.


**Single Assessment Institution-Level Pass Rate Data: Traditional Teacher Preparation Program Within IHE**

	<b>HEOA - Title II 2021 - 2022 Academic Year</b>
<b>Institution Name</b>	Chatham University
<b>Institution Code</b>	2081
<b>State</b>	Pennsylvania

April 5, 2023

Assessment Information <sup>1</sup>	Group	Number Taking Assessment	Number Passing Assessment	Institutional Pass Rate	Institutional Average Scaled Score	Assessment Cut Score <sup>2</sup>	Statewide			
							Number Taking Assessment	Number Passing Assessment	Statewide Pass Rate	Statewide Average Scaled Score
<b>AGRICULTURE (5701)</b>  Test Company: ETS Score Range: 100-200	All enrolled students who have completed all nonclinical courses, 2021-22						1			
	Other enrolled students, 2021-22						13	12	92%	170
	All program completers, 2021-22						15	15	100%	170
	All program completers, 2020-21						14	13	93%	168
	All program completers, 2019-20						11	11	100%	165
<b>ART CONTENT KNOWLEDGE (5134)</b>  Test Company: ETS Score Range: 100-200	All enrolled students who have completed all nonclinical courses, 2021-22						13	9	69%	160
	Other enrolled students, 2021-22						22	15	68%	163
	All program completers, 2021-22	1				158	111	90	81%	166
	All program completers, 2020-21						98	87	89%	166
	All program completers, 2019-20	4				158	101	86	85%	169
<b>BIOLOGY CONTENT KNOWLEDGE (0235)</b>  Test Company: ETS Score Range: 100-200	All enrolled students who have completed all nonclinical courses, 2021-22						21	20	95%	164
	Other enrolled students, 2021-22						48	45	94%	163
	All program completers, 2021-22	1				147	103	98	95%	167
	All program completers, 2020-21	1				147	101	100	99%	167
	All program completers, 2019-20						109	105	96%	169
<b>BUSINESS ED CONTENT KNOWLEDGE (5101)</b>  Test Company: ETS Score Range: 100-200	All enrolled students who have completed all nonclinical courses, 2021-22									
	Other enrolled students, 2021-22						4			
	All program completers, 2021-22						11	10	91%	173
	All program completers, 2020-21						23	23	100%	175
	All program completers, 2019-20						8			


**Single Assessment Institution-Level Pass Rate Data: Traditional Teacher Preparation Program Within IHE**

	<b>HEOA - Title II 2021 - 2022 Academic Year</b>
	<b>Institution Name</b> Chatham University
	<b>Institution Code</b> 2081
	<b>State</b> Pennsylvania

April 5, 2023

Assessment Information <sup>1</sup>	Group	Number Taking Assessment	Number Passing Assessment	Institutional Pass Rate	Institutional Average Scaled Score	Assessment Cut Score <sup>2</sup>	Statewide			
							Number Taking Assessment	Number Passing Assessment	Statewide Pass Rate	Statewide Average Scaled Score
<b>CHEMISTRY CONTENT KNOWLEDGE (0245)</b>  Test Company: ETS Score Range: 100-200	All enrolled students who have completed all nonclinical courses, 2021-22						5			
	Other enrolled students, 2021-22						10	5	50%	156
	All program completers, 2021-22						24	23	96%	167
	All program completers, 2020-21						30	26	87%	170
	All program completers, 2019-20						21	20	95%	169
<b>CHINESE (MANDARIN) WORLD LANGUAGE (5665)</b>  Test Company: ETS Score Range: 100-200	All enrolled students who have completed all nonclinical courses, 2021-22									
	Other enrolled students, 2021-22									
	All program completers, 2021-22									
	All program completers, 2020-21									
	All program completers, 2019-20							1		
<b>CITIZENSHIP ED CONTENT KNOWLEDGE (5087)</b>  Test Company: ETS Score Range: 100-200	All enrolled students who have completed all nonclinical courses, 2021-22						2			
	Other enrolled students, 2021-22						2			
	All program completers, 2021-22						8			
	All program completers, 2020-21						13	12	92%	163
	All program completers, 2019-20						14	14	100%	171
<b>CORE ACADEMIC SKILLS FOR ED: MATH (5732)</b>  Test Company: ETS Score Range: 100-200	All enrolled students who have completed all nonclinical courses, 2021-22						47	38	81%	155
	Other enrolled students, 2021-22						122	82	67%	151
	All program completers, 2021-22						460	371	81%	155
	All program completers, 2020-21						955	765	80%	152
	All program completers, 2019-20						1405	1137	81%	153


**Single Assessment Institution-Level Pass Rate Data: Traditional Teacher Preparation Program Within IHE**

	<b>HEOA - Title II 2021 - 2022 Academic Year</b>
	<b>Institution Name</b> Chatham University
	<b>Institution Code</b> 2081
	<b>State</b> Pennsylvania

April 5, 2023

Assessment Information <sup>1</sup>	Group	Number Taking Assessment	Number Passing Assessment	Institutional Pass Rate	Institutional Average Scaled Score	Assessment Cut Score <sup>2</sup>	Statewide				
							Number Taking Assessment	Number Passing Assessment	Statewide Pass Rate	Statewide Average Scaled Score	
CORE ACADEMIC SKILLS FOR ED: READING (5712)  Test Company: ETS Score Range: 100-200	All enrolled students who have completed all nonclinical courses, 2021-22						57	46	81%	167	
	Other enrolled students, 2021-22						147	112	76%	167	
	All program completers, 2021-22						541	481	89%	171	
	All program completers, 2020-21						1080	993	92%	171	
	All program completers, 2019-20	2					156	1539	1415	92%	171
CORE ACADEMIC SKILLS FOR ED: WRITING (5722)  Test Company: ETS Score Range: 100-200	All enrolled students who have completed all nonclinical courses, 2021-22						50	36	72%	163	
	Other enrolled students, 2021-22						150	83	55%	162	
	All program completers, 2021-22						547	422	77%	166	
	All program completers, 2020-21						1178	861	73%	165	
	All program completers, 2019-20	1					162	1552	1164	75%	165
CORE ACADEMIC SKILLS FOR EDUCATORS: MATH (5733)  Test Company: ETS Score Range: 100-200	All enrolled students who have completed all nonclinical courses, 2021-22	1					142	219	183	84%	163
	Other enrolled students, 2021-22						1315	1176	89%	168	
	All program completers, 2021-22						866	787	91%	166	
	All program completers, 2020-21	1					142	239	226	95%	166
	All program completers, 2019-20						63	59	94%	171	
CORE ACADEMIC SKILLS FOR EDUCATORS: READING (5713)  Test Company: ETS Score Range: 100-200	All enrolled students who have completed all nonclinical courses, 2021-22	1					156	213	163	77%	167
	Other enrolled students, 2021-22						1349	1118	83%	170	
	All program completers, 2021-22						867	728	84%	170	
	All program completers, 2020-21						228	206	90%	174	
	All program completers, 2019-20						50	47	94%	178	


**Single Assessment Institution-Level Pass Rate Data: Traditional Teacher Preparation Program Within IHE**

	<b>HEOA - Title II 2021 - 2022 Academic Year</b>
	<b>Institution Name</b> Chatham University
	<b>Institution Code</b> 2081
	<b>State</b> Pennsylvania

April 5, 2023

Assessment Information <sup>1</sup>	Group	Number Taking Assessment	Number Passing Assessment	Institutional Pass Rate	Institutional Average Scaled Score	Assessment Cut Score <sup>2</sup>	Statewide			
							Number Taking Assessment	Number Passing Assessment	Statewide Pass Rate	Statewide Average Scaled Score
<b>CORE ACADEMIC SKILLS FOR EDUCATORS: WRITING (5723)</b>  Test Company: ETS Score Range: 100-200	All enrolled students who have completed all nonclinical courses, 2021-22						246	132	54%	161
	Other enrolled students, 2021-22						1565	1030	66%	164
	All program completers, 2021-22						1171	766	65%	164
	All program completers, 2020-21	1				162	293	221	75%	165
	All program completers, 2019-20	1				162	70	53	76%	168
<b>EARTH AND SPACE SCIENCES - CK (5571)</b>  Test Company: ETS Score Range: 100-200	All enrolled students who have completed all nonclinical courses, 2021-22									
	Other enrolled students, 2021-22						4			
	All program completers, 2021-22						16	12	75%	166
	All program completers, 2020-21						22	21	95%	171
	All program completers, 2019-20						16	13	81%	166
<b>ED OF DEAF AND HARD OF HEARING (5272)</b>  Test Company: ETS Score Range: 100-200	All enrolled students who have completed all nonclinical courses, 2021-22						1			
	Other enrolled students, 2021-22						6			
	All program completers, 2021-22						13	8	62%	164
	All program completers, 2020-21						13	10	77%	164
	All program completers, 2019-20						7			
<b>ENGLISH LANGUAGE ARTS: CK (5038)</b>  Test Company: ETS Score Range: 100-200	All enrolled students who have completed all nonclinical courses, 2021-22						36	32	89%	179
	Other enrolled students, 2021-22						73	63	86%	177
	All program completers, 2021-22	1				167	330	298	90%	179
	All program completers, 2020-21	1				167	348	332	95%	180
	All program completers, 2019-20	2				167	318	299	94%	180


Single Assessment Institution-Level Pass Rate Data: *Traditional Teacher Preparation Program Within IHE*

	<b>HEOA - Title II 2021 - 2022 Academic Year</b>
	<b>Institution Name</b> Chatham University
	<b>Institution Code</b> 2081
	<b>State</b> Pennsylvania

April 5, 2023

Assessment Information <sup>1</sup>	Group	Number Taking Assessment	Number Passing Assessment	Institutional Pass Rate	Institutional Average Scaled Score	Assessment Cut Score <sup>2</sup>	Statewide			
							Number Taking Assessment	Number Passing Assessment	Statewide Pass Rate	Statewide Average Scaled Score
<b>FAMILY AND CONSUMER SCIENCES (5122)</b>  Test Company: ETS Score Range: 100-200	All enrolled students who have completed all nonclinical courses, 2021-22						1			
	Other enrolled students, 2021-22						5			
	All program completers, 2021-22						9			
	All program completers, 2020-21						5			
	All program completers, 2019-20						3			
<b>FRENCH WORLD LANGUAGE (5174)</b>  Test Company: ETS Score Range: 100-200	All enrolled students who have completed all nonclinical courses, 2021-22									
	Other enrolled students, 2021-22						2			
	All program completers, 2021-22						5			
	All program completers, 2020-21						4			
	All program completers, 2019-20						2			
<b>FUNDAMENTAL SUBJECTS (5511)</b>  Test Company: ETS Score Range: 100-200	All enrolled students who have completed all nonclinical courses, 2021-22						111	96	86%	171
	Other enrolled students, 2021-22						187	171	91%	173
	All program completers, 2021-22	1				150	844	797	94%	173
	All program completers, 2020-21						655	642	98%	176
	All program completers, 2019-20	4				150	647	630	97%	175
<b>GENERAL SCI CONTENT KNOWLEDGE (0435)</b>  Test Company: ETS Score Range: 100-200	All enrolled students who have completed all nonclinical courses, 2021-22						2			
	Other enrolled students, 2021-22						2			
	All program completers, 2021-22						11	11	100%	165
	All program completers, 2020-21						15	14	93%	165
	All program completers, 2019-20						16	15	94%	169


**Single Assessment Institution-Level Pass Rate Data: Traditional Teacher Preparation Program Within IHE**

	<b>HEOA - Title II 2021 - 2022 Academic Year</b>
	<b>Institution Name</b> Chatham University
	<b>Institution Code</b> 2081
	<b>State</b> Pennsylvania

April 5, 2023

Assessment Information <sup>1</sup>	Group	Number Taking Assessment	Number Passing Assessment	Institutional Pass Rate	Institutional Average Scaled Score	Assessment Cut Score <sup>2</sup>	Statewide			
							Number Taking Assessment	Number Passing Assessment	Statewide Pass Rate	Statewide Average Scaled Score
<b>GERMAN WORLD LANGUAGE (5183)</b>  Test Company: ETS Score Range: 100-200	All enrolled students who have completed all nonclinical courses, 2021-22						1			
	Other enrolled students, 2021-22						1			
	All program completers, 2021-22						1			
	All program completers, 2020-21						1			
	All program completers, 2019-20						3			
<b>HEALTH AND PE (5857)</b>  Test Company: ETS Score Range: 100-200	All enrolled students who have completed all nonclinical courses, 2021-22						8			
	Other enrolled students, 2021-22						22	18	82%	163
	All program completers, 2021-22						160	129	81%	166
	All program completers, 2020-21						149	132	89%	168
	All program completers, 2019-20						168	152	90%	167
<b>HEALTH EDUCATION (5551)</b>  Test Company: ETS Score Range: 100-200	All enrolled students who have completed all nonclinical courses, 2021-22						2			
	Other enrolled students, 2021-22									
	All program completers, 2021-22						26	19	73%	162
	All program completers, 2020-21						12	10	83%	167
	All program completers, 2019-20						24	17	71%	161
<b>LATIN (5601)</b>  Test Company: ETS Score Range: 100-200	All enrolled students who have completed all nonclinical courses, 2021-22									
	Other enrolled students, 2021-22									
	All program completers, 2021-22									
	All program completers, 2020-21									
	All program completers, 2019-20						5			

**Single Assessment Institution-Level Pass Rate Data: Traditional Teacher Preparation Program Within IHE**


	<b>HEOA - Title II 2021 - 2022 Academic Year</b>
	<b>Institution Name</b> Chatham University
	<b>Institution Code</b> 2081
	<b>State</b> Pennsylvania

April 5, 2023

Assessment Information <sup>1</sup>	Group	Number Taking Assessment	Number Passing Assessment	Institutional Pass Rate	Institutional Average Scaled Score	Assessment Cut Score <sup>2</sup>	Statewide			
							Number Taking Assessment	Number Passing Assessment	Statewide Pass Rate	Statewide Average Scaled Score
<b>MATHEMATICS CONTENT KNOWLEDGE (5161)</b>  Test Company: ETS Score Range: 100-200	All enrolled students who have completed all nonclinical courses, 2021-22						23	11	48%	154
	Other enrolled students, 2021-22						51	25	49%	156
	All program completers, 2021-22						163	93	57%	162
	All program completers, 2020-21						176	103	59%	162
	All program completers, 2019-20	1				160	180	107	59%	164
<b>MATHEMATICS (5165)</b>  Test Company: ETS Score Range: 100-200	All enrolled students who have completed all nonclinical courses, 2021-22						4			
	Other enrolled students, 2021-22						5			
	All program completers, 2021-22						9			
	All program completers, 2020-21						2			
	All program completers, 2019-20						1			
<b>MUSIC CONTENT KNOWLEDGE (0113)</b>  Test Company: ETS Score Range: 100-200	All enrolled students who have completed all nonclinical courses, 2021-22						46	41	89%	168
	Other enrolled students, 2021-22						31	24	77%	167
	All program completers, 2021-22						228	218	96%	171
	All program completers, 2020-21						222	213	96%	172
	All program completers, 2019-20						205	185	90%	170
<b>PA 4-8 CORE SUBJ CONC ENG LANG ARTS (5156)</b>  Test Company: ETS Score Range: 100-200	All enrolled students who have completed all nonclinical courses, 2021-22						11	7	64%	159
	Other enrolled students, 2021-22						9			
	All program completers, 2021-22						60	45	75%	164
	All program completers, 2020-21						52	43	83%	167
	All program completers, 2019-20						50	44	88%	169




**Single Assessment Institution-Level Pass Rate Data: Traditional Teacher Preparation Program Within IHE**

	<b>HEOA - Title II 2021 - 2022 Academic Year</b>
	<b>Institution Name</b> Chatham University
	<b>Institution Code</b> 2081
	<b>State</b> Pennsylvania

April 5, 2023

Assessment Information <sup>1</sup>	Group	Number Taking Assessment	Number Passing Assessment	Institutional Pass Rate	Institutional Average Scaled Score	Assessment Cut Score <sup>2</sup>	Statewide			
							Number Taking Assessment	Number Passing Assessment	Statewide Pass Rate	Statewide Average Scaled Score
<b>PA 4-8 CORE SUBJ CONC MATHEMATICS (5158)</b>  Test Company: ETS Score Range: 100-200	All enrolled students who have completed all nonclinical courses, 2021-22						8			
	Other enrolled students, 2021-22						19	13	68%	178
	All program completers, 2021-22						99	67	68%	175
	All program completers, 2020-21						94	65	69%	177
	All program completers, 2019-20						119	90	76%	180
<b>PA 4-8 CORE SUBJ CONC SCIENCE (5159)</b>  Test Company: ETS Score Range: 100-200	All enrolled students who have completed all nonclinical courses, 2021-22						13	10	77%	165
	Other enrolled students, 2021-22						23	20	87%	164
	All program completers, 2021-22						51	35	69%	159
	All program completers, 2020-21						70	59	84%	166
	All program completers, 2019-20						74	65	88%	167
<b>PA 4-8 CORE SUBJ CONC SOCIAL STUDIES (5157)</b>  Test Company: ETS Score Range: 100-200	All enrolled students who have completed all nonclinical courses, 2021-22						11	7	64%	159
	Other enrolled students, 2021-22						8			
	All program completers, 2021-22						46	37	80%	160
	All program completers, 2020-21						50	39	78%	157
	All program completers, 2019-20						48	39	81%	159
<b>PA 4-8 CORE SUBTEST ENG LANG ARTS SOC STUDIES (5154)</b>  Test Company: ETS Score Range: 100-200	All enrolled students who have completed all nonclinical courses, 2021-22						41	24	59%	157
	Other enrolled students, 2021-22						53	40	75%	160
	All program completers, 2021-22						258	183	71%	159
	All program completers, 2020-21						267	210	79%	161
	All program completers, 2019-20						295	242	82%	163


**Single Assessment Institution-Level Pass Rate Data: Traditional Teacher Preparation Program Within IHE**

	<b>HEOA - Title II 2021 - 2022 Academic Year</b>
	<b>Institution Name</b> Chatham University
	<b>Institution Code</b> 2081
	<b>State</b> Pennsylvania

April 5, 2023

Assessment Information <sup>1</sup>	Group	Number Taking Assessment	Number Passing Assessment	Institutional Pass Rate	Institutional Average Scaled Score	Assessment Cut Score <sup>2</sup>	Statewide			
							Number Taking Assessment	Number Passing Assessment	Statewide Pass Rate	Statewide Average Scaled Score
<b>PA 4-8 CORE SUBTEST MATH AND SCIENCE (5155)</b>  Test Company: ETS Score Range: 100-200	All enrolled students who have completed all nonclinical courses, 2021-22						43	28	65%	169
	Other enrolled students, 2021-22						58	42	72%	171
	All program completers, 2021-22						255	198	78%	175
	All program completers, 2020-21						266	220	83%	175
	All program completers, 2019-20						296	245	83%	176
<b>PA 4-8 CORE SUBTEST PEDAGOGY (5153)</b>  Test Company: ETS Score Range: 100-200	All enrolled students who have completed all nonclinical courses, 2021-22						39	32	82%	173
	Other enrolled students, 2021-22						51	44	86%	174
	All program completers, 2021-22						256	239	93%	175
	All program completers, 2020-21						266	241	91%	175
	All program completers, 2019-20						293	286	98%	177
<b>PHYSICS CONTENT KNOWLEDGE (5265)</b>  Test Company: ETS Score Range: 100-200	All enrolled students who have completed all nonclinical courses, 2021-22						2			
	Other enrolled students, 2021-22						12	8	67%	143
	All program completers, 2021-22						12	11	92%	157
	All program completers, 2020-21						22	21	95%	162
	All program completers, 2019-20						17	17	100%	160
<b>PROFESSIONAL SCHOOL COUNSELOR (5421)</b>  Test Company: ETS Score Range: 100-200	All enrolled students who have completed all nonclinical courses, 2021-22									
	Other enrolled students, 2021-22						1			
	All program completers, 2021-22									
	All program completers, 2020-21									
	All program completers, 2019-20									


**Single Assessment Institution-Level Pass Rate Data: Traditional Teacher Preparation Program Within IHE**

	<b>HEOA - Title II 2021 - 2022 Academic Year</b>
	<b>Institution Name</b> Chatham University
	<b>Institution Code</b> 2081
	<b>State</b> Pennsylvania

April 5, 2023

Assessment Information <sup>1</sup>	Group	Number Taking Assessment	Number Passing Assessment	Institutional Pass Rate	Institutional Average Scaled Score	Assessment Cut Score <sup>2</sup>	Statewide				
							Number Taking Assessment	Number Passing Assessment	Statewide Pass Rate	Statewide Average Scaled Score	
<b>READING SPECIALIST II (5301)</b>  Test Company: ETS Score Range: 100-200	All enrolled students who have completed all nonclinical courses, 2021-22										
	Other enrolled students, 2021-22										
	All program completers, 2021-22						1				
	All program completers, 2020-21						12	12	100%	184	
	All program completers, 2019-20						7				
<b>READING SPECIALIST (5302)</b>  Test Company: ETS Score Range: 100-200	All enrolled students who have completed all nonclinical courses, 2021-22										
	Other enrolled students, 2021-22						1				
	All program completers, 2021-22						3				
	All program completers, 2020-21						2				
	All program completers, 2019-20						1				
<b>SE CORE KNOWLEDGE &amp; APPLICATIONS (5354)</b>  Test Company: ETS Score Range: 100-200	All enrolled students who have completed all nonclinical courses, 2021-22						65	64	98%	174	
	Other enrolled students, 2021-22						61	58	95%	173	
	All program completers, 2021-22						357	356	100%	174	
	All program completers, 2020-21						16	16	100%	179	
	All program completers, 2019-20										
<b>SE TEACHING STU WVISUAL IMPAIRMENT (5282)</b>  Test Company: ETS Score Range: 100-200	All enrolled students who have completed all nonclinical courses, 2021-22										
	Other enrolled students, 2021-22						14	12	86%	167	
	All program completers, 2021-22						10	8	80%	170	
	All program completers, 2020-21						12	12	100%	172	
	All program completers, 2019-20						14	13	93%	171	


**Single Assessment Institution-Level Pass Rate Data: Traditional Teacher Preparation Program Within IHE**

	<b>HEOA - Title II 2021 - 2022 Academic Year</b>
	<b>Institution Name</b> Chatham University
	<b>Institution Code</b> 2081
	<b>State</b> Pennsylvania

April 5, 2023

Assessment Information <sup>1</sup>	Group	Number Taking Assessment	Number Passing Assessment	Institutional Pass Rate	Institutional Average Scaled Score	Assessment Cut Score <sup>2</sup>	Statewide			
							Number Taking Assessment	Number Passing Assessment	Statewide Pass Rate	Statewide Average Scaled Score
<b>SOCIAL STUDIES CONTENT KNOWLEDGE (0081)</b>  Test Company: ETS Score Range: 100-200	All enrolled students who have completed all nonclinical courses, 2021-22						67	53	79%	167
	Other enrolled students, 2021-22						106	83	78%	168
	All program completers, 2021-22						424	355	84%	168
	All program completers, 2020-21	1				157	374	325	87%	169
	All program completers, 2019-20						335	292	87%	169
<b>SPANISH WORLD LANGUAGE (5195)</b>  Test Company: ETS Score Range: 100-200	All enrolled students who have completed all nonclinical courses, 2021-22									
	Other enrolled students, 2021-22						9			
	All program completers, 2021-22						23	11	48%	163
	All program completers, 2020-21						27	13	48%	166
	All program completers, 2019-20						25	19	76%	170
<b>SPEECH COMMUNICATION: CK (5221)</b>  Test Company: ETS Score Range: 100-200	All enrolled students who have completed all nonclinical courses, 2021-22									
	Other enrolled students, 2021-22						2			
	All program completers, 2021-22						2			
	All program completers, 2020-21						5			
	All program completers, 2019-20						2			
<b>SPEECH LANGUAGE PATHOLOGY (5331)</b>  Test Company: ETS Score Range: 100-200	All enrolled students who have completed all nonclinical courses, 2021-22									
	Other enrolled students, 2021-22						93	92	99%	182
	All program completers, 2021-22						110	107	97%	176
	All program completers, 2020-21						81	81	100%	178
	All program completers, 2019-20						96	96	100%	178


**Single Assessment Institution-Level Pass Rate Data: Traditional Teacher Preparation Program Within IHE**

	<b>HEOA - Title II 2021 - 2022 Academic Year</b>
	<b>Institution Name</b> Chatham University
	<b>Institution Code</b> 2081
	<b>State</b> Pennsylvania

April 5, 2023

Assessment Information <sup>1</sup>	Group	Number Taking Assessment	Number Passing Assessment	Institutional Pass Rate	Institutional Average Scaled Score	Assessment Cut Score <sup>2</sup>	Statewide			
							Number Taking Assessment	Number Passing Assessment	Statewide Pass Rate	Statewide Average Scaled Score
<b>TECHNOLOGY EDUCATION (5051)</b>  Test Company: ETS Score Range: 100-200	All enrolled students who have completed all nonclinical courses, 2021-22									
	Other enrolled students, 2021-22						1			
	All program completers, 2021-22						14	13	93%	179
	All program completers, 2020-21						14	14	100%	180
	All program completers, 2019-20						12	12	100%	183
<b>PAPA - MODULE 1 READING (ESP0001)</b>  Test Company: E.S. Pearson* Score Range: 100-300	All enrolled students who have completed all nonclinical courses, 2021-22						63	34	54%	204
	Other enrolled students, 2021-22	1				220	237	123	52%	203
	All program completers, 2021-22						174	124	71%	216
	All program completers, 2020-21	1				220	273	241	88%	228
	All program completers, 2019-20	5				220	357	318	89%	230
<b>PAPA - MODULE 2 MATH (ESP0002)</b>  Test Company: E.S. Pearson* Score Range: 100-300	All enrolled students who have completed all nonclinical courses, 2021-22						58	30	52%	184
	Other enrolled students, 2021-22	2				193	252	153	61%	193
	All program completers, 2021-22						169	136	80%	207
	All program completers, 2020-21	1				193	277	258	93%	222
	All program completers, 2019-20	6				197	367	304	83%	220
<b>PAPA - MODULE 3 WRITING (ESP0003)</b>  Test Company: E.S. Pearson* Score Range: 100-300	All enrolled students who have completed all nonclinical courses, 2021-22						81	41	51%	204
	Other enrolled students, 2021-22	2				220	306	165	54%	206
	All program completers, 2021-22						255	184	72%	217
	All program completers, 2020-21	2				220	388	340	88%	228
	All program completers, 2019-20	6				220	403	362	90%	230


**Single Assessment Institution-Level Pass Rate Data: Traditional Teacher Preparation Program Within IHE**

	<b>HEOA - Title II 2021 - 2022 Academic Year</b>
	<b>Institution Name</b> Chatham University
	<b>Institution Code</b> 2081
	<b>State</b> Pennsylvania

April 5, 2023

Assessment Information <sup>1</sup>	Group	Number Taking Assessment	Number Passing Assessment	Institutional Pass Rate	Institutional Average Scaled Score	Assessment Cut Score <sup>2</sup>	Statewide			
							Number Taking Assessment	Number Passing Assessment	Statewide Pass Rate	Statewide Average Scaled Score
<b>PECT PREK-4 - MODULE 1 (ESP0006)</b>  Test Company: E.S. Pearson* Score Range: 100-300	All enrolled students who have completed all nonclinical courses, 2021-22						463	352	76%	213
	Other enrolled students, 2021-22						601	460	77%	215
	All program completers, 2021-22	2				197	2674	2309	86%	222
	All program completers, 2020-21	10	8	80%	226	197	2589	2326	90%	226
	All program completers, 2019-20	9				197	2575	2338	91%	227
<b>PECT PREK-4 - MODULE 2 (ESP0007)</b>  Test Company: E.S. Pearson* Score Range: 100-300	All enrolled students who have completed all nonclinical courses, 2021-22						437	305	70%	207
	Other enrolled students, 2021-22						498	370	74%	211
	All program completers, 2021-22	2				193	2648	2207	83%	216
	All program completers, 2020-21	9				193	2574	2210	86%	219
	All program completers, 2019-20	9				193	2566	2248	88%	221
<b>PECT PREK-4 - MODULE 3 (ESP0008)</b>  Test Company: E.S. Pearson* Score Range: 100-300	All enrolled students who have completed all nonclinical courses, 2021-22						433	262	61%	200
	Other enrolled students, 2021-22						467	304	65%	205
	All program completers, 2021-22	2				193	2635	1984	75%	214
	All program completers, 2020-21	9				193	2573	2003	78%	218
	All program completers, 2019-20	9				193	2564	2015	79%	218
<b>PECT SPEC ED 7-12 - MODULE 1 (ESP0015)</b>  Test Company: E.S. Pearson* Score Range: 100-300	All enrolled students who have completed all nonclinical courses, 2021-22						2			
	Other enrolled students, 2021-22						3			
	All program completers, 2021-22						30	27	90%	243
	All program completers, 2020-21						48	44	92%	242
	All program completers, 2019-20						69	67	97%	249


**Single Assessment Institution-Level Pass Rate Data: Traditional Teacher Preparation Program Within IHE**

	<b>HEOA - Title II 2021 - 2022 Academic Year</b>
	<b>Institution Name</b> Chatham University
	<b>Institution Code</b> 2081
	<b>State</b> Pennsylvania

April 5, 2023

Assessment Information <sup>1</sup>	Group	Number Taking Assessment	Number Passing Assessment	Institutional Pass Rate	Institutional Average Scaled Score	Assessment Cut Score <sup>2</sup>	Statewide			
							Number Taking Assessment	Number Passing Assessment	Statewide Pass Rate	Statewide Average Scaled Score
<b>PECT SPEC ED 7-12 - MODULE 2 (ESP0016)</b>  Test Company: E.S. Pearson* Score Range: 100-300	All enrolled students who have completed all nonclinical courses, 2021-22						2			
	Other enrolled students, 2021-22						3			
	All program completers, 2021-22						30	25	83%	235
	All program completers, 2020-21						48	43	90%	241
	All program completers, 2019-20						69	64	93%	246
<b>PECT SPEC ED PREK-8 - MODULE 1 (ESP0011)</b>  Test Company: E.S. Pearson* Score Range: 100-300	All enrolled students who have completed all nonclinical courses, 2021-22						68	42	62%	218
	Other enrolled students, 2021-22						74	50	68%	228
	All program completers, 2021-22						512	359	70%	228
	All program completers, 2020-21						1065	813	76%	233
	All program completers, 2019-20						1157	934	81%	235
<b>PECT SPEC ED PREK-8 - MODULE 2 (ESP0012)</b>  Test Company: E.S. Pearson* Score Range: 100-300	All enrolled students who have completed all nonclinical courses, 2021-22						63	36	57%	220
	Other enrolled students, 2021-22						75	46	61%	223
	All program completers, 2021-22						507	349	69%	225
	All program completers, 2020-21						1055	806	76%	232
	All program completers, 2019-20						1149	896	78%	233
<b>OPI ARABIC (ACT1001)</b>  Test Company: ACTFL* Score Range: 1-10	All enrolled students who have completed all nonclinical courses, 2021-22									
	Other enrolled students, 2021-22						1			
	All program completers, 2021-22									
	All program completers, 2020-21									
	All program completers, 2019-20									

**Single Assessment Institution-Level Pass Rate Data: Traditional Teacher Preparation Program Within IHE**


	<b>HEOA - Title II 2021 - 2022 Academic Year</b>
	<b>Institution Name</b> Chatham University
	<b>Institution Code</b> 2081
	<b>State</b> Pennsylvania

April 5, 2023

Assessment Information <sup>1</sup>	Group	Number Taking Assessment	Number Passing Assessment	Institutional Pass Rate	Institutional Average Scaled Score	Assessment Cut Score <sup>2</sup>	Statewide			
							Number Taking Assessment	Number Passing Assessment	Statewide Pass Rate	Statewide Average Scaled Score
<b>OPI FRENCH (ACT1006)</b>  Test Company: ACTFL* Score Range: 1-10	All enrolled students who have completed all nonclinical courses, 2021-22									
	Other enrolled students, 2021-22						2			
	All program completers, 2021-22									
	All program completers, 2020-21						1			
	All program completers, 2019-20									
<b>OPI GERMAN (ACT1007)</b>  Test Company: ACTFL* Score Range: 1-10	All enrolled students who have completed all nonclinical courses, 2021-22									
	Other enrolled students, 2021-22						2			
	All program completers, 2021-22						1			
	All program completers, 2020-21						3			
	All program completers, 2019-20						1			
<b>OPI ITALIAN (ACT1010)</b>  Test Company: ACTFL* Score Range: 1-10	All enrolled students who have completed all nonclinical courses, 2021-22									
	Other enrolled students, 2021-22									
	All program completers, 2021-22						1			
	All program completers, 2020-21									
	All program completers, 2019-20									
<b>OPI RUSSIAN (ACT1017)</b>  Test Company: ACTFL* Score Range: 1-10	All enrolled students who have completed all nonclinical courses, 2021-22									
	Other enrolled students, 2021-22						2			
	All program completers, 2021-22									
	All program completers, 2020-21						1			
	All program completers, 2019-20									




**Single Assessment Institution-Level Pass Rate Data: Traditional Teacher Preparation Program Within IHE**

	<b>HEOA - Title II 2021 - 2022 Academic Year</b>
	<b>Institution Name</b> Chatham University
	<b>Institution Code</b> 2081
	<b>State</b> Pennsylvania

April 5, 2023

Assessment Information <sup>1</sup>	Group	Number Taking Assessment	Number Passing Assessment	Institutional Pass Rate	Institutional Average Scaled Score	Assessment Cut Score <sup>2</sup>	Statewide			
							Number Taking Assessment	Number Passing Assessment	Statewide Pass Rate	Statewide Average Scaled Score
<b>OPI SPANISH (ACT1018)</b>  Test Company: ACTFL* Score Range: 1-10	All enrolled students who have completed all nonclinical courses, 2021-22						7			
	Other enrolled students, 2021-22						4			
	All program completers, 2021-22						16	13	81%	7
	All program completers, 2020-21						11	11	100%	7
	All program completers, 2019-20						2			
<b>OPIC ENGLISH (ACT3001)</b>  Test Company: ACTFL* Score Range: 1-10	All enrolled students who have completed all nonclinical courses, 2021-22									
	Other enrolled students, 2021-22						13	13	100%	7
	All program completers, 2021-22									
	All program completers, 2020-21									
	All program completers, 2019-20									
<b>OPIC SPANISH (ACT3002)</b>  Test Company: ACTFL* Score Range: 1-10	All enrolled students who have completed all nonclinical courses, 2021-22									
	Other enrolled students, 2021-22						2			
	All program completers, 2021-22									
	All program completers, 2020-21									
	All program completers, 2019-20									
<b>WPT CHINESE-MANDARIN (ACT2002)</b>  Test Company: ACTFL* Score Range: 1-10	All enrolled students who have completed all nonclinical courses, 2021-22									
	Other enrolled students, 2021-22									
	All program completers, 2021-22						1			
	All program completers, 2020-21									
	All program completers, 2019-20									

**Single Assessment Institution-Level Pass Rate Data: Traditional Teacher Preparation Program Within IHE**

	<b>HEOA - Title II 2021 - 2022 Academic Year</b>
	<b>Institution Name</b> Chatham University
	<b>Institution Code</b> 2081
	<b>State</b> Pennsylvania

April 5, 2023

Assessment Information <sup>1</sup>	Group	Number Taking Assessment	Number Passing Assessment	Institutional Pass Rate	Institutional Average Scaled Score	Assessment Cut Score <sup>2</sup>	Statewide			
							Number Taking Assessment	Number Passing Assessment	Statewide Pass Rate	Statewide Average Scaled Score
<b>WPT FRENCH (ACT2005)</b>  Test Company: ACTFL* Score Range: 1-10	All enrolled students who have completed all nonclinical courses, 2021-22									
	Other enrolled students, 2021-22						5			
	All program completers, 2021-22						4			
	All program completers, 2020-21						1			
	All program completers, 2019-20						2			
<b>WPT GERMAN (ACT2006)</b>  Test Company: ACTFL* Score Range: 1-10	All enrolled students who have completed all nonclinical courses, 2021-22									
	Other enrolled students, 2021-22						2			
	All program completers, 2021-22						3			
	All program completers, 2020-21						2			
	All program completers, 2019-20						4			
<b>WPT RUSSIAN (ACT2014)</b>  Test Company: ACTFL* Score Range: 1-10	All enrolled students who have completed all nonclinical courses, 2021-22									
	Other enrolled students, 2021-22									
	All program completers, 2021-22									
	All program completers, 2020-21						1			
	All program completers, 2019-20									
<b>WPT SPANISH (ACT2015)</b>  Test Company: ACTFL* Score Range: 1-10	All enrolled students who have completed all nonclinical courses, 2021-22						10	9	90%	6
	Other enrolled students, 2021-22						5			
	All program completers, 2021-22						23	20	87%	7
	All program completers, 2020-21						13	13	100%	7
	All program completers, 2019-20						16	15	94%	7

Note: In cases where there are less than ten students taking the assessment or license/certificate, the number passing and pass rate are not reported.

<sup>1</sup>Tests with multiple delivery options (computer, paper, etc.) will be noted with the assessment code for one format only.

<sup>2</sup>Cut scores may vary for groups depending upon when the cut scores are established by the state and when each group completed their teacher certification or licensure assessment.

\*Questions regarding tests listed by this testing company must be addressed to your state Title II Coordinator.