



Single-Assessment Institution Level Pass-Rate Data: Regular Teacher Preparation Program

	HEA - Title II 2004-2005 Academic Year						
Institution Name	CHATHAM COLLEGE						
Institution Code	2081						
State	Pennsylvania						
Number of Program Completers Submitted	58						
Number of Program Completers found, matched, and used in passing rate Calculations¹	58						
<i>January 24, 2006</i>							
					Statewide		
<i>Type of Assessment</i>	<i>Assessment Code Number</i>	<i>Number Taking Assessment</i>	<i>Number Passing Assessment</i>	<i>Institutional Pass Rate</i>	<i>Number Taking Assessment</i>	<i>Number Passing Assessment</i>	<i>Statewide Pass Rate</i>
Basic Skills							
ELEMENTARY ED CONTENT KNOWLEDGE	014	6			949	902	95%
PPST READING	710	30	30	100%	7420	7413	100%
PPST WRITING	720	30	30	100%	7187	7150	99%
PPST MATHEMATICS	730	22	22	100%	7210	7162	99%
COMPUTERIZED PPST READING	5710	27	27	100%	3093	3060	99%
COMPUTERIZED PPST WRITING	5720	27	27	100%	3336	3282	98%
COMPUTERIZED PPST MATHEMATICS	5730	35	35	100%	3314	3271	99%
Academic Content Areas							
ELEM ED CURR INSTRUC ASSESSMENT	011	33	26	79%	5425	5063	93%
EARLY CHILDHOOD EDUCATION	020	2			617	610	99%
BIOLOGY AND GENERAL SCIENCE	030				2		
ENG LANG LIT COMP CONTENT KNOWLEDGE	041	9			694	685	99%
MATHEMATICS: CONTENT KNOWLEDGE	061	1			519	492	95%
SOCIAL STUDIES: CONTENT KNOWLEDGE	081	6			431	399	93%
CITIZENSHIP ED: CONTENT KNOWLEDGE	087				231	229	99%
BUSINESS EDUCATION	100				144	144	100%
MUSIC CONTENT KNOWLEDGE	113				364	351	96%
ART CONTENT KNOWLEDGE	133				277	264	95%
FRENCH CONTENT KNOWLEDGE	173				40	35	88%
GERMAN CONTENT KNOWLEDGE	181				23	22	96%


¹ The number of program completers found, matched and used in the passing rate calculation will not equal the sum of the column labeled "Number Taking Assessment" since a completer can take more than one assessment.

Single-Assessment Institution Level Pass-Rate Data: Regular Teacher Preparation Program

	HEA - Title II 2004-2005 Academic Year						
Institution Name	CHATHAM COLLEGE						
Institution Code	2081						
State	Pennsylvania						
Number of Program Completers Submitted	58						
Number of Program Completers found, matched, and used in passing rate Calculations¹	58						
<i>January 24, 2006</i>							
					Statewide		
<i>Type of Assessment</i>	<i>Assessment Code Number</i>	<i>Number Taking Assessment</i>	<i>Number Passing Assessment</i>	<i>Institutional Pass Rate</i>	<i>Number Taking Assessment</i>	<i>Number Passing Assessment</i>	<i>Statewide Pass Rate</i>
SPANISH CONTENT KNOWLEDGE	191				154	133	86%
BIOLOGY CONTENT KNOWLEDGE PART 1	231				1		
BIOLOGY CONTENT KNOWLEDGE PART 2	232				3		
BIOLOGY CONTENT KNOWLEDGE	235	4			240	235	98%
CHEMISTRY CONTENT KNOWLEDGE	245	1			95	93	98%
PHYSICS CONTENT KNOWLEDGE	265				60	56	93%
GENERAL SCI CONTENT KNOWLEDGE	435				92	90	98%
FUNDAMENTAL SUBJECTS: CK	511	39	37	95%	7641	7546	99%
EARTH SCIENCE CONTENT KNOWLEDGE	571				57	55	96%
LATIN	600				2		
SOCIAL SCIENCES: CONTENT KNOWLEDGE	951				19	19	100%
Other Content Areas							
TECHNOLOGY EDUCATION	050				78	77	99%
FAMILY AND CONSUMER SCIENCES	120				51	50	98%
HEALTH EDUCATION	550				5		
AGRICULTURE (PA)	780				19	19	100%
COMMUNICATION (PA)	800				87	86	99%
ENVIRONMENTAL EDUCATION	830	4			32	32	100%
HEALTH & PE: CK	856				359	358	100%
SAFETY/DRIVER EDUCATION	860				1		

¹ The number of program completers found, matched and used in the passing rate calculation will not equal the sum of the column labeled "Number Taking Assessment" since a completer can take more than one assessment.

Single-Assessment Institution Level Pass-Rate Data: Regular Teacher Preparation Program

	HEA - Title II 2004-2005 Academic Year
Institution Name	CHATHAM COLLEGE
Institution Code	2081
State	Pennsylvania
Number of Program Completers Submitted	58
Number of Program Completers found, matched, and used in passing rate Calculations¹	58

January 24, 2006

<i>Type of Assessment</i>	<i>Assessment Code Number</i>	<i>Number Taking Assessment</i>	<i>Number Passing Assessment</i>	<i>Institutional Pass Rate</i>	Statewide		
					<i>Number Taking Assessment</i>	<i>Number Passing Assessment</i>	<i>Statewide Pass Rate</i>
Teaching Special Populations							
ED OF DEAF & HARD OF HEARING	271				16	15	94%
TCHG STUDENTS W/VISUAL IMPAIRMENTS	280				25	25	100%
READING SPECIALIST	300				38	38	100%
EDUC. EXCEPTIONAL STUDENTS: CK	353	5			1427	1427	100%
TCHG SPEECH TO STUDENTS W/LANG IMP	880				84	82	98%

¹ The number of program completers found, matched and used in the passing rate calculation will not equal the sum of the column labeled "Number Taking Assessment" since a completer can take more than one assessment.